

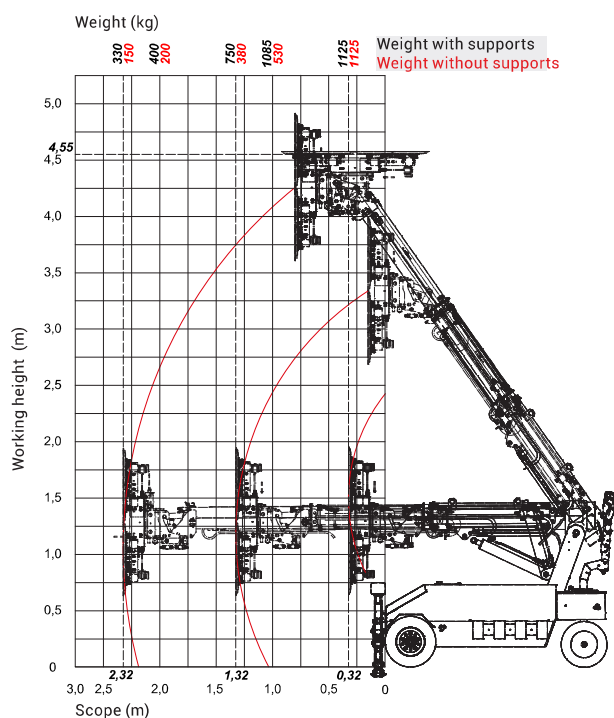
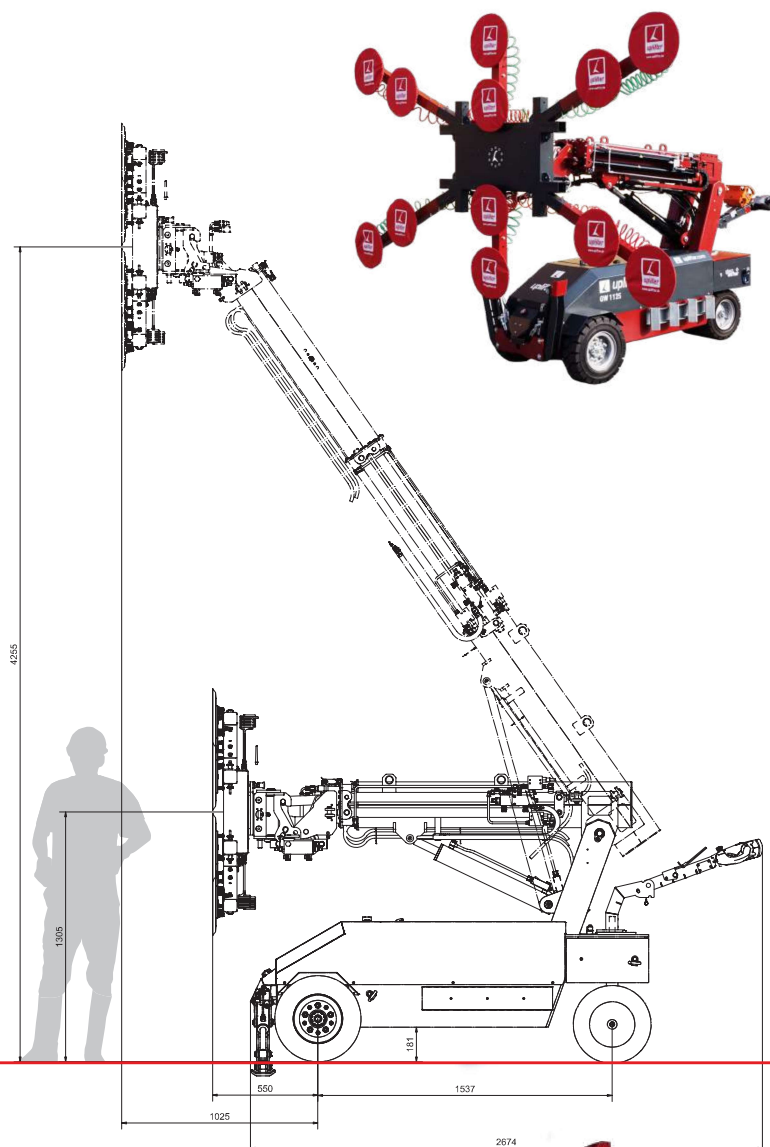
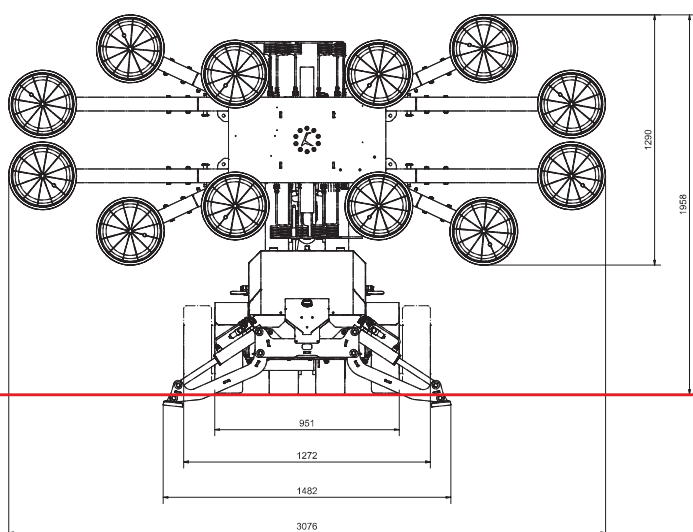
Glassworker GW1125

Lifting device | Uplifter



Load capacity	1.125 kg
Working height max.	4,255 m Center vacuum cross
Indoor	
Outdoor suitable	
Highlifter	Standard
Scope forward	2,32 m
Dead weight*	1.250 - 1500 kg
Length*	2,674 m
Wide*	0,951 m
Operating time	up to 8 hours
Accessories	White non-marking solid tires, dual tires for all types of tires, crash sensors, cover hood, suction plate arms bracket, winch, crane tip, load hook and forklift fork

* depending on equipment



The innovative quick-change system enables uncomplicated mounting of attachments such as electric winch, forklift fork, load hook, etc.



TIP

Use the GW1125 with winch to use the vacuum cross separately with optional tilting unit.

The vacuum suction cup UPG1200 can also be used separately.